



## Module LLE FLEX G1 8mm SNC

Modules LLE FLEX essence

### Product description

- Dimmable 24 V constant voltage LED flextape (SELV)
- Ideal for various decorative lighting applications: facade accent lighting, ceiling integration, cove lighting and for aluminium extrusions

### Features and benefits

- Luminous flux range of 600, 1200 and 1,800 lm/m
- Colour temperature 2,700, 3,000, 4,000 and 6,500 K with SDCM 5<sup>®</sup>
- Efficacy of the module up to 125 lm/W at  $t_p = 65\text{ }^{\circ}\text{C}$
- High design freedom due to 5 cm cut-options
- Pitch distance of 8.3 mm enables high light homogeneity
- Self-adhesive 3M tape at the backside for simple mounting on different surfaces
- PCB to PCB and wire to PCB connectors for toolless handling and connection
- Long life-time up to 50,000 hours
- 5-year guarantee
- System solution in combination with Tridonic constant voltage LED Driver (fixed output and dimmable)



**Standards**, page 4

**Colour temperatures and tolerances**, page 6



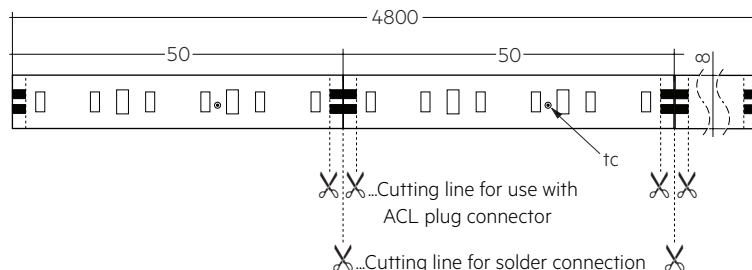


### Module LLE FLEX G1 8mm SNC

Modules LLE FLEX essence

#### Technical data

Beam characteristic	120°
Ambient temperature range	-25 ... +45 °C
tp rated	65 °C
tc	75 °C
DC supply voltage	24 V
DC supply voltage range <sup>®</sup>	21.5 – 26.4 V
Insulation test voltage	0.5 kV
ESD classification	severity level 4
Risk group (EN 62471:2008)	1
Type of protection	IP00



#### Ordering data

Type	Article number	Colour temperature	Packaging carton	Weight per roll
LLE FLEX G1 8x4800 5W-600lm/m 827 SNC	28002098	2,700 K	15 pc(s)	0.055 kg
LLE FLEX G1 8x4800 5W-600lm/m 830 SNC	28002099	3,000 K	15 pc(s)	0.055 kg
LLE FLEX G1 8x4800 5W-600lm/m 840 SNC	28002100	4,000 K	15 pc(s)	0.055 kg
LLE FLEX G1 8x4800 5W-600lm/m 865 SNC	28002101	6,500 K	15 pc(s)	0.055 kg
LLE FLEX G1 8x4800 11W-1200lm/m 827 SNC	28002102	2,700 K	15 pc(s)	0.055 kg
LLE FLEX G1 8x4800 10W-1200lm/m 830 SNC	28002103	3,000 K	15 pc(s)	0.055 kg
LLE FLEX G1 8x4800 10W-1200lm/m 840 SNC	28002104	4,000 K	15 pc(s)	0.055 kg
LLE FLEX G1 8x4800 10W-1200lm/m 865 SNC	28002105	6,500 K	15 pc(s)	0.055 kg
LLE FLEX G1 8x4800 16W-1800lm/m 827 SNC	28002106	2,700 K	15 pc(s)	0.055 kg
LLE FLEX G1 8x4800 16W-1800lm/m 830 SNC	28002107	3,000 K	15 pc(s)	0.055 kg
LLE FLEX G1 8x4800 14W-1800lm/m 840 SNC	28002108	4,000 K	15 pc(s)	0.055 kg
LLE FLEX G1 8x4800 14W-1800lm/m 865 SNC	28002109	6,500 K	15 pc(s)	0.055 kg

#### Specific technical data

Type <sup>®</sup>	Photometric code	Typ. luminous flux at tp = 25 °C <sup>®</sup>	Typ. luminous flux at tp = 65 °C <sup>®</sup>	Typ. current consumption at tp = 65 °C <sup>®</sup>	Typ. power consumption at tp = 65 °C <sup>®</sup>	Efficacy of the module at tp = 25 °C	Efficacy of the module at tp = 65 °C	Colour rendering index CRI
LLE FLEX G1 8x4800 5W-600lm/m 827 SNC	827/579	600 lm/m	585 lm/m	214 mA/m	5.2 W/m	120 lm/W	113 lm/W	> 80
LLE FLEX G1 8x4800 5W-600lm/m 830 SNC	830/579	600 lm/m	585 lm/m	204 mA/m	5.0 W/m	130 lm/W	117 lm/W	> 80
LLE FLEX G1 8x4800 5W-600lm/m 840 SNC	840/579	600 lm/m	585 lm/m	200 mA/m	4.8 W/m	130 lm/W	122 lm/W	> 80
LLE FLEX G1 8x4800 5W-600lm/m 865 SNC	865/579	600 lm/m	585 lm/m	200 mA/m	4.8 W/m	130 lm/W	122 lm/W	> 80
LLE FLEX G1 8x4800 11W-1200lm/m 827 SNC	827/579	1,200 lm/m	1,175 lm/m	442 mA/m	10.6 W/m	118 lm/W	111 lm/W	> 80
LLE FLEX G1 8x4800 10W-1200lm/m 830 SNC	830/579	1,200 lm/m	1,175 lm/m	434 mA/m	10.4 W/m	122 lm/W	113 lm/W	> 80
LLE FLEX G1 8x4800 10W-1200lm/m 840 SNC	840/579	1,200 lm/m	1,175 lm/m	396 mA/m	9.8 W/m	133 lm/W	125 lm/W	> 80
LLE FLEX G1 8x4800 10W-1200lm/m 865 SNC	865/579	1,200 lm/m	1,175 lm/m	396 mA/m	9.8 W/m	133 lm/W	125 lm/W	> 80
LLE FLEX G1 8x4800 16W-1800lm/m 827 SNC	827/579	1,800 lm/m	1,765 lm/m	674 mA/m	16.2 W/m	117 lm/W	109 lm/W	> 80
LLE FLEX G1 8x4800 16W-1800lm/m 830 SNC	830/579	1,800 lm/m	1,765 lm/m	658 mA/m	15.8 W/m	120 lm/W	112 lm/W	> 80
LLE FLEX G1 8x4800 14W-1800lm/m 840 SNC	840/579	1,800 lm/m	1,765 lm/m	594 mA/m	14.2 W/m	132 lm/W	124 lm/W	> 80
LLE FLEX G1 8x4800 14W-1800lm/m 865 SNC	865/579	1,800 lm/m	1,765 lm/m	594 mA/m	14.2 W/m	132 lm/W	124 lm/W	> 80

<sup>®</sup> Tolerance range for optical and electrical data: ±20 %. Values given for 1m LLE FLEX.


<sup>®</sup> Exceeding the max. operating voltage leads to an overload on the LLE FLEX. This may in turn result in a reduction in life-time or even in destruction.

<sup>®</sup> Integral measurement over the complete module.

Connector for LLE FLEX

**Product description**

- For connection of LLE FLEX modules
- Easy assembly: remove adhesive 3M tape on the backside of the LLE FLEX in the connection area, insert the LLE FLEX into the connector and lock it by pressing down the top of the connector
- The insertion length of the LLE FLEX must be at least 4 mm (cut the LLE FLEX at the dotted lines)
- Glow wire test according to IEC 60695-2-11: 650 °C
- I<sub>rated</sub> = 5 A
- U<sub>rated</sub> = 29.9 V
- Wire cross section AWG 20



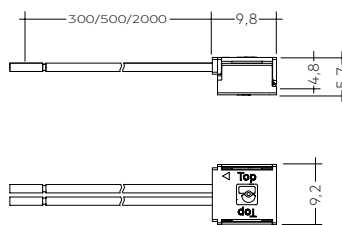
ACL plug connector Wire to PCB



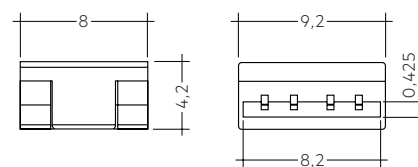
ACL plug connector PCB to PCB



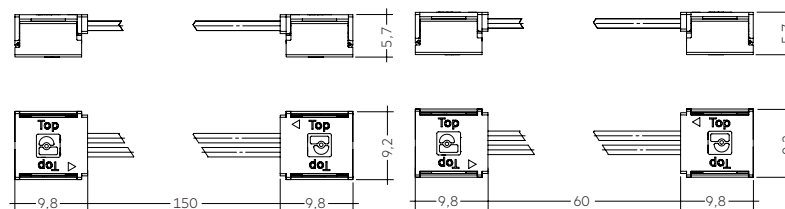
ACL plug corner connector



ACL plug connector Wire to PCB



ACL plug connector PCB to PCB



ACL plug corner connector 150x9.8x5.7mm

ACL plug corner connector 60x9.8x5.7mm

**Ordering data**

Type	Article number	Cable length	Packaging carton	Packaging bag	Weight per pc.
ACL plug connector Wire to PCB 9x4.2mm	28000994	300 mm	250 pc(s).	20 pc(s).	0.004 kg
ACL plug connector Wire-PCB 500x9x5.7mm	28001657	500 mm	20 pc(s).	-	0.008 kg
ACL plug connector Wire-PCB 2000x9x5.7mm	28001656	2,000 mm	10 pc(s).	-	0.018 kg
ACL plug connector PCB to PCB 8x4.2mm	28000995	-	25 pc(s).	25 pc(s).	0.001 kg
ACL plug corner connector 150x9.8x5.7mm	28001654	-	10 pc(s).	-	0.002 kg
ACL plug corner connector 60x9.8x5.7mm	28001655	-	20 pc(s).	-	0.002 kg

LED Driver matrix – Dimmable – LLE FLEX G1 8mm SNC

Type	LCA 35W 24V one4all SC PRE	LCA 60W 24V one4all SC PRE	LCA 100W 24V one4all SC PRE	LCA 100W 24V one4all Ip PRE	LCA 100W 24V one4all SC PRE
Article number	28001662	28001663	28001253	28001436	28001437
LLE FLEX UL certificated	class 2	class 2	no	no	no

Type	Assignable LED Driver				
LLE FLEX G1 8x4800 5W-600lm/m 827 SNC	75–640 cm	125–1,105 cm	210–1,845 cm	210–1,845 cm	310–2,765 cm
LLE FLEX G1 8x4800 5W-600lm/m 830 SNC	80–675 cm	130–1,160 cm	220–1,935 cm	220–1,935 cm	325–2,905 cm
LLE FLEX G1 8x4800 5W-600lm/m 840 SNC	80–685 cm	135–1,185 cm	225–1,975 cm	225–1,975 cm	335–2,960 cm
LLE FLEX G1 8x4800 5W-600lm/m 865 SNC	80–685 cm	135–1,185 cm	225–1,975 cm	225–1,975 cm	335–2,960 cm
LLE FLEX G1 8x4800 11W-1200lm/m 827 SNC	35–310 cm	60–535 cm	100–890 cm	100–890 cm	150–1,340 cm
LLE FLEX G1 8x4800 10W-1200lm/m 830 SNC	40–315 cm	65–545 cm	105–910 cm	105–910 cm	155–1,365 cm
LLE FLEX G1 8x4800 10W-1200lm/m 840 SNC	40–345 cm	70–595 cm	115–995 cm	115–995 cm	170–1,495 cm
LLE FLEX G1 8x4800 10W-1200lm/m 865 SNC	40–345 cm	70–595 cm	115–995 cm	115–995 cm	170–1,495 cm
LLE FLEX G1 8x4800 16W-1800lm/m 827 SNC	25–200 cm	40–350 cm	70–585 cm	70–585 cm	100–875 cm
LLE FLEX G1 8x4800 16W-1800lm/m 830 SNC	25–205 cm	45–360 cm	70–600 cm	70–600 cm	105–900 cm
LLE FLEX G1 8x4800 14W-1800lm/m 840 SNC	30–230 cm	45–395 cm	75–665 cm	75–665 cm	115–995 cm
LLE FLEX G1 8x4800 14W-1800lm/m 865 SNC	30–230 cm	45–395 cm	75–665 cm	75–665 cm	115–995 cm

LED Driver matrix – Fixed output TOP – LLE FLEX G1 8mm SNC

Type	LCU 35W 24V TOP SR	LCU 60W 24V TOP SR	LCU 96W 24V TOP SR	LCU 180W 24V TOP SR
Article number	28000411	28000412	28000413	28000414
LLE FLEX UL certificated	class 2	class 2	class 2	no

Type	Assignable LED Driver			
LLE FLEX G1 8x4800 5W-600lm/m 827 SNC	75–640 cm	95–1,095 cm	190–1,750 cm	355–3,285 cm
LLE FLEX G1 8x4800 5W-600lm/m 830 SNC	75–670 cm	100–1,150 cm	200–1,840 cm	370–3,455 cm
LLE FLEX G1 8x4800 5W-600lm/m 840 SNC	75–685 cm	100–1,170 cm	200–1,875 cm	375–3,520 cm
LLE FLEX G1 8x4800 5W-600lm/m 865 SNC	75–685 cm	100–1,170 cm	200–1,875 cm	375–3,520 cm
LLE FLEX G1 8x4800 11W-1200lm/m 827 SNC	35–305 cm	50–530 cm	95–845 cm	170–1,590 cm
LLE FLEX G1 8x4800 10W-1200lm/m 830 SNC	35–315 cm	50–540 cm	95–865 cm	175–1,625 cm
LLE FLEX G1 8x4800 10W-1200lm/m 840 SNC	40–345 cm	55–590 cm	105–950 cm	190–1,780 cm
LLE FLEX G1 8x4800 10W-1200lm/m 865 SNC	40–345 cm	55–590 cm	105–950 cm	190–1,780 cm
LLE FLEX G1 8x4800 16W-1800lm/m 827 SNC	25–200 cm	30–345 cm	60–555 cm	115–1,040 cm
LLE FLEX G1 8x4800 16W-1800lm/m 830 SNC	25–205 cm	35–355 cm	65–570 cm	115–1,065 cm
LLE FLEX G1 8x4800 14W-1800lm/m 840 SNC	30–230 cm	35–390 cm	70–630 cm	130–1,180 cm
LLE FLEX G1 8x4800 14W-1800lm/m 865 SNC	30–230 cm	35–390 cm	70–630 cm	130–1,180 cm

LED Driver matrix – Fixed output SNC – LLE FLEX G1 8mm SNC

Type	LC 60W 24V SC SNC	LC 60W 24V Ip SNC	LC 100W 24V SC SNC	LC 100W 24V Ip SNC
Article number	87500665	87500669	87500666	87500670
LLE FLEX UL certificated	class 2	class 2	no	no

Type	Assignable LED Driver			
LLE FLEX G1 8x4800 5W-600lm/m 827 SNC	370–1,105 cm	370–1,105 cm	620–1,845 cm	620–1,845 cm
LLE FLEX G1 8x4800 5W-600lm/m 830 SNC	390–1,160 cm	390–1,160 cm	650–1,935 cm	650–1,935 cm
LLE FLEX G1 8x4800 5W-600lm/m 840 SNC	400–1,185 cm	400–1,185 cm	665–1,975 cm	665–1,975 cm
LLE FLEX G1 8x4800 5W-600lm/m 865 SNC	400–1,185 cm	400–1,185 cm	665–1,975 cm	665–1,975 cm
LLE FLEX G1 8x4800 11W-1200lm/m 827 SNC	180–535 cm	180–535 cm	300–890 cm	300–890 cm
LLE FLEX G1 8x4800 10W-1200lm/m 830 SNC	185–545 cm	185–545 cm	305–910 cm	305–910 cm
LLE FLEX G1 8x4800 10W-1200lm/m 840 SNC	205–595 cm	205–595 cm	335–995 cm	335–995 cm
LLE FLEX G1 8x4800 10W-1200lm/m 865 SNC	205–595 cm	205–595 cm	335–995 cm	335–995 cm
LLE FLEX G1 8x4800 16W-1800lm/m 827 SNC	120–350 cm	120–350 cm	200–585 cm	200–585 cm
LLE FLEX G1 8x4800 16W-1800lm/m 830 SNC	125–360 cm	125–360 cm	205–600 cm	205–600 cm
LLE FLEX G1 8x4800 14W-1800lm/m 840 SNC	135–395 cm	135–395 cm	225–665 cm	225–665 cm
LLE FLEX G1 8x4800 14W-1800lm/m 865 SNC	135–395 cm	135–395 cm	225–665 cm	225–665 cm

## 1. Standards

IEC 62031  
IEC 62471  
IEC 62778  
IEC 61547  
IEC 61000-4-2

### 1.1 Photometric code

Key for photometric code, e. g. 830 / 349

1 <sup>st</sup> digit	2 <sup>nd</sup> + 3 <sup>rd</sup> digit	4 <sup>th</sup> digit	5 <sup>th</sup> digit	6 <sup>th</sup> digit
Code CRI	Colour temperature in Kelvin x 100	MacAdam initial	MacAdam after 25% of the life-time (max.6000h)	Luminous flux after 25% of the life-time (max.6000h)
7 70 – 79				Code Luminous flux
8 80 – 89				7 ≥ 70 %
9 ≥90				8 ≥ 80 % 9 ≥ 90 %

### 1.2 Energy classification

Type	Energy classification
LLE FLEX G1 8x4800 5W-600lm/m 827 SNC	A+
LLE FLEX G1 8x4800 5W-600lm/m 830 SNC	A+
LLE FLEX G1 8x4800 5W-600lm/m 840 SNC	A++
LLE FLEX G1 8x4800 5W-600lm/m 865 SNC	A++
LLE FLEX G1 8x4800 11W-1200lm/m 827 SNC	A+
LLE FLEX G1 8x4800 10W-1200lm/m 830 SNC	A+
LLE FLEX G1 8x4800 10W-1200lm/m 840 SNC	A+
LLE FLEX G1 8x4800 10W-1200lm/m 865 SNC	A+
LLE FLEX G1 8x4800 16W-1800lm/m 827 SNC	A+
LLE FLEX G1 8x4800 16W-1800lm/m 830 SNC	A+
LLE FLEX G1 8x4800 14W-1800lm/m 840 SNC	A+
LLE FLEX G1 8x4800 14W-1800lm/m 865 SNC	A+

## 2. Thermal details

### 2.1 tc point, ambient temperature and life-time

The temperature at tp reference point is crucial for the light output and life-time of a LED product.

For LLE a tp temperature of 65°C has to be complied in order to achieve an optimum between heat sink requirements, light output and life-time.

Compliance with the maximum permissible reference temperature at the tc point must be checked under operating conditions in a thermally stable state. The maximum value must be determined under worst-case conditions for the relevant application.

The tc and tp temperature of LED modules from Tridonic are measured at the same reference point.

### 2.2 Storage and humidity

Storage temperature	-35...+80 °C
---------------------	--------------

Operation only in non condensing environment.

Humidity during processing of the module should be between 30 to 70 %.

### 2.3 Thermal design and heat sink

The rated life of LED products depends to a large extent on the temperature. If the permissible temperature limits are exceeded, the life of the LLE will be greatly reduced or the LLE may be destroyed.

## 2.4 Heat sink values

### LLE FLEX G1 600lm/m

ta	tp	R <sub>th, hs-a</sub> <sup>①</sup>	Cooling area <sup>①</sup>
25 °C	65 °C		self-cooling
35 °C	65 °C		self-cooling
45 °C	65 °C		self-cooling

### LLE FLEX G1 1200lm/m

ta	tp	R <sub>th, hs-a</sub> <sup>①</sup>	Cooling area <sup>①</sup>
25 °C	65 °C		self-cooling
35 °C	65 °C		self-cooling
45 °C	65 °C	24.5 K/W	27.2 cm <sup>2</sup>

### LLE FLEX G1 1800lm/m

ta	tp	R <sub>th, hs-a</sub> <sup>①</sup>	Cooling area <sup>①</sup>
25 °C	65 °C	32.0 K/W	20.8 cm <sup>2</sup>
35 °C	65 °C	24.0 K/W	27.8 cm <sup>2</sup>
45 °C	65 °C	16.0 K/W	41.8 cm <sup>2</sup>

<sup>①</sup> Values for a single segment of the LLE FLEX (50 mm).

### Notes

The actual cooling surface can differ because of the material, the structural shape, outside influences and the installation situation.

## 3. Installation / wiring

### 3.1 Electrical supply/choice of LED Driver

LLE modules from Tridonic are not protected against overvoltages, overcurrents, overloads or short-circuit currents. Safe and reliable operation can only be guaranteed in conjunction with a LED Driver which complies with the relevant standards. The use of LED Driver from Tridonic in combination with LLE modules guarantees the necessary protection for safe and reliable operation.

If a LED Driver other than Tridonic is used, it must provide the following protection:

- SELV
- Short-circuit protection
- Overload protection
- Overtemperature protection



LLE must be supplied by a constant voltage LED Driver. Operation with a constant current LED Driver will lead to an irreversible damage of the module.

Wrong polarity can damage the LLE FLEX.

### 3.2 Mounting instruction



None of the components of the LLE (substrate, LED, electronic components etc.) may be exposed to tensile or compressive stresses.

The LLE FLEX is separable each 50 mm with the full function of each segment.

Insulation must be ensured at the contact area of the segments (e.g. by using the connector ACL).

The fixing/cooling surface must be cleaned before installing the LLE FLEX modules to remove all dirt, dust and grease.

Prevent shear- or peel forces

Min. bending radius of the LLE FLEX is 3 cm.



Chemical substance may harm the LED module. Chemical reactions could lead to colour shift, reduced luminous flux or a total failure of the module caused by corrosion of electrical connections.

Materials which are used in LED applications (e.g. sealings, adhesives) must not produce dissolver gas. They must not be condensation curing based, acetate curing based or contain sulfur, chlorine or phthalate.

Avoid corrosive atmosphere during usage and storage.

### 3.3 Soldering guidelines



The modules are suitable only for manual soldering (max. 260 °C, 2 seconds).

### 3.4 EOS/ESD safety guidelines



The device / module contains components that are sensitive to electrostatic discharge and may only be installed in the factory and on site if appropriate EOS/ESD protection measures have been taken. No special measures need be taken for devices/modules with enclosed casings (contact with the pc board not possible), just normal installation practice. Please note the requirements set out in the document EOS / ESD guidelines (Guideline\_EOS\_ESD.pdf) at: <http://www.tridonic.com/esd-protection>

## 4. Life-time

### 4.1 Life-time, lumen maintenance and failure rate

The light output of an LED module decreases over the life-time, this is characterized with the L value.

L70 means that the LED module will give 70 % of its initial luminous flux.

This value is always related to the number of operation hours and therefore defines the life-time of an LED module.

As the L value is a statistical value and the lumen maintenance may vary over the delivered LED modules.

The B value defines the amount of modules which are below the specific L value, e.g. L70B10 means 10 % of the LED modules are below 70 % of the initial luminous flux, respectively 90 % will be above 70 % of the initial value. In addition the percentage of failed modules (fatal failure) is characterized by the C value.

The F value is the combination of the B and C value. That means for F degradation and complete failures are considered, e.g. L70F10 means 10 % of the LED modules may fail or be below 70 % of the initial luminous flux.

### 4.2 Lumen maintenance for LLE FLEX 8mm

Supply voltage	tp temperature	L90 / F10	L90 / F50	L80 / F10	L80 / F50	L70 / F10	L70 / F50
24 V	45 °C	25,000 h	28,000 h	46,000 h	53,000 h	>60,000 h	>60,000 h
24 V	55 °C	24,000 h	28,000 h	45,000 h	53,000 h	>60,000 h	>60,000 h
24 V	65 °C	23,000 h	27,500 h	43,000 h	52,500 h	>60,000 h	>60,000 h
24 V	75 °C	22,000 h	27,000 h	41,000 h	52,000 h	>60,000 h	>60,000 h

## 6. Photometric characteristics

### 6.1 Coordinates and tolerances according to CIE 1931

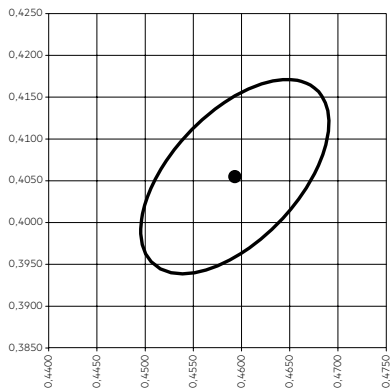
The specified colour coordinates are measured integral by a current impulse with typical values of module and a duration of 100 ms.

The ambient temperature of the measurement is  $t_a = 25^\circ\text{C}$ .

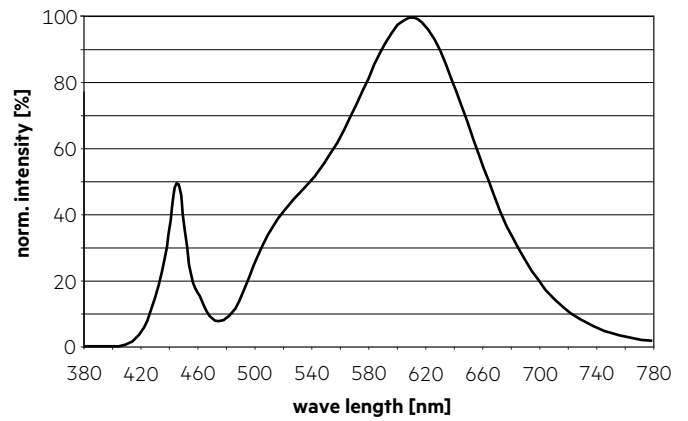
The measurement tolerance of the colour coordinates are  $\pm 0.01$ .

#### 2,700 K

	x0	y0
Centre	0.4593	0.4055

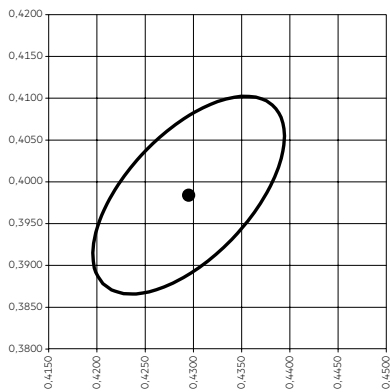


— MacAdam Ellipse: 5SDCM

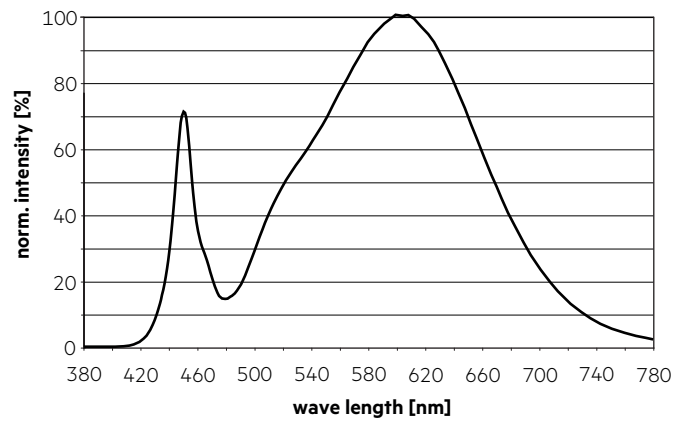


#### 3,000 K

	x0	y0
Centre	0.4295	0.3984

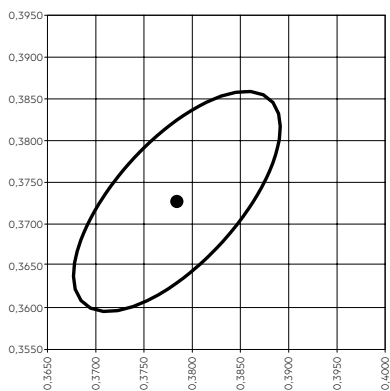


— MacAdam Ellipse: 5SDCM

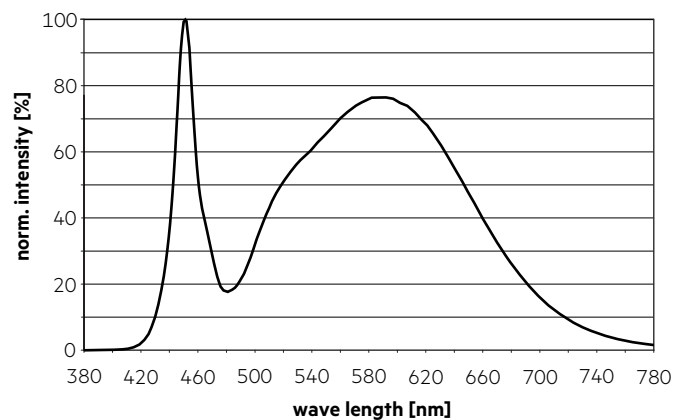


#### 4,000 K

	x0	y0
Centre	0.3784	0.3727



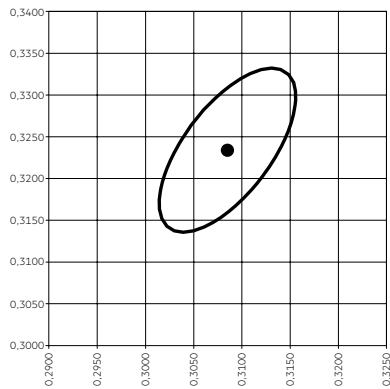
— MacAdam Ellipse: 5SDCM



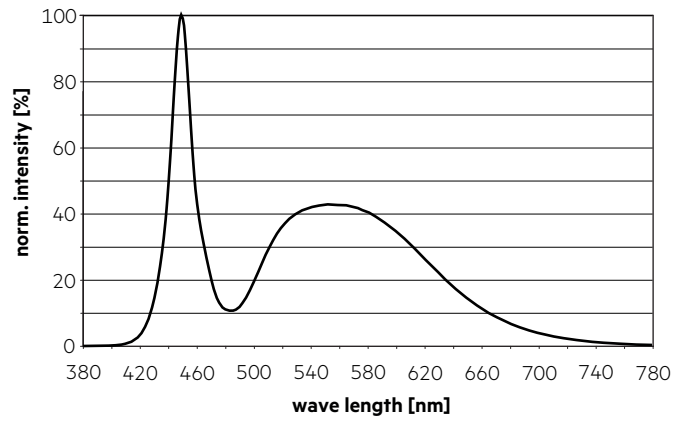


6,500 K

	x0	y0
Centre	0.3085	0.3234

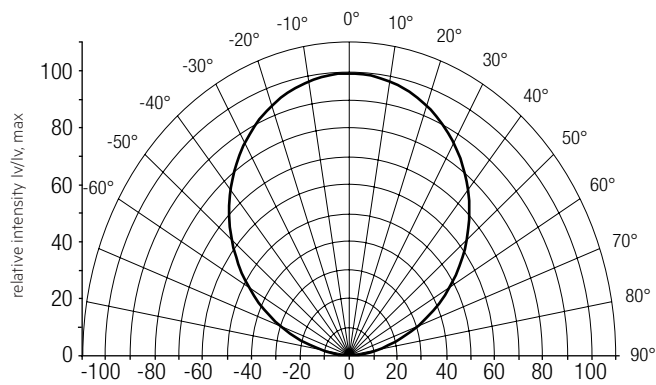


— MacAdam Ellipse: 5SDCM



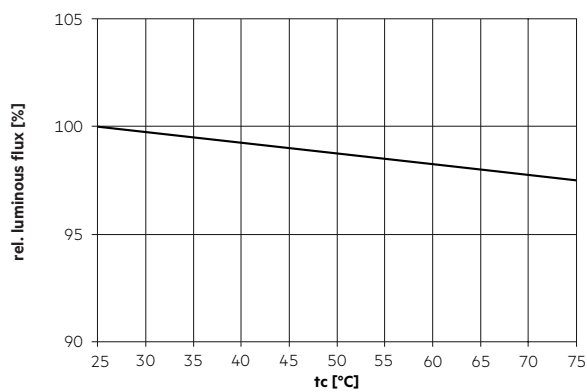
6.2 Light distribution

The optical design of the LLE product line ensures optimum homogeneity for the light distribution.



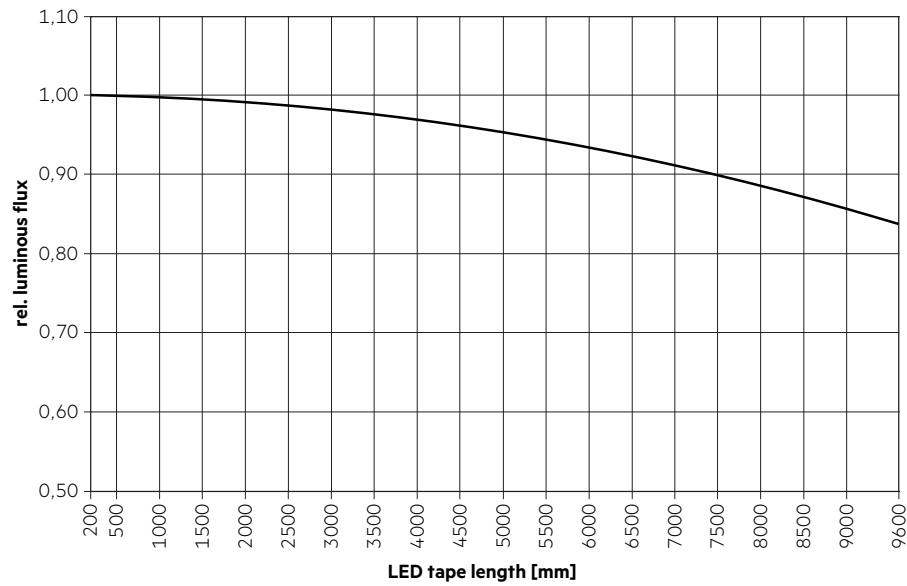
**!** The colour temperature is measured over the complete module. The single LED light points are inside of 5SDCM. To ensure an ideal mixture of colours and a homogeneous light distribution a suitable optic (e. g. PMMA diffuser) and a sufficient spacing between module and optic (typ. 1 cm) should be used.

6.3 Relative luminous flux vs. tc temperature

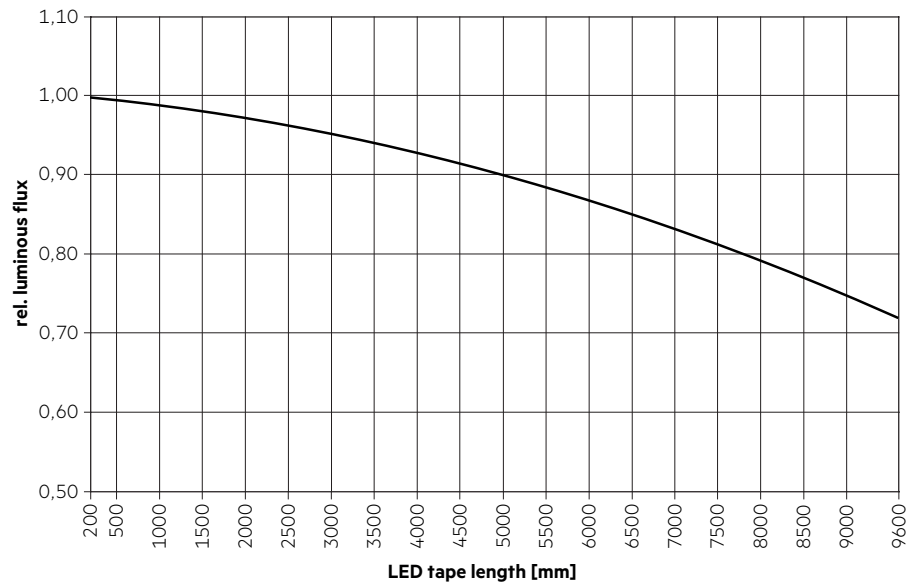


#### 6.4 Relative luminous flux vs. LED tape length

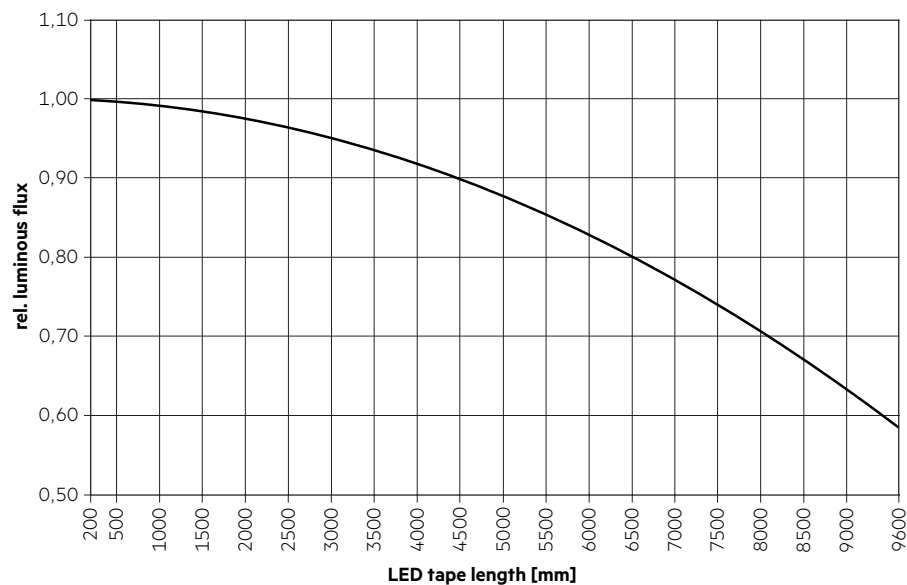
LLE FLEX G1 SNC 600lm:



LLE FLEX G1 SNC 1200lm:



LLE FLEX G1 SNC 1800lm:



## 7. Miscellaneous

### 7.1 Additional information

Additional technical information at [www.tridonic.com](http://www.tridonic.com) → Technical Data

Guarantee conditions at [www.tridonic.com](http://www.tridonic.com) → Services

Life-time declarations are informative and represent no warranty claim.